
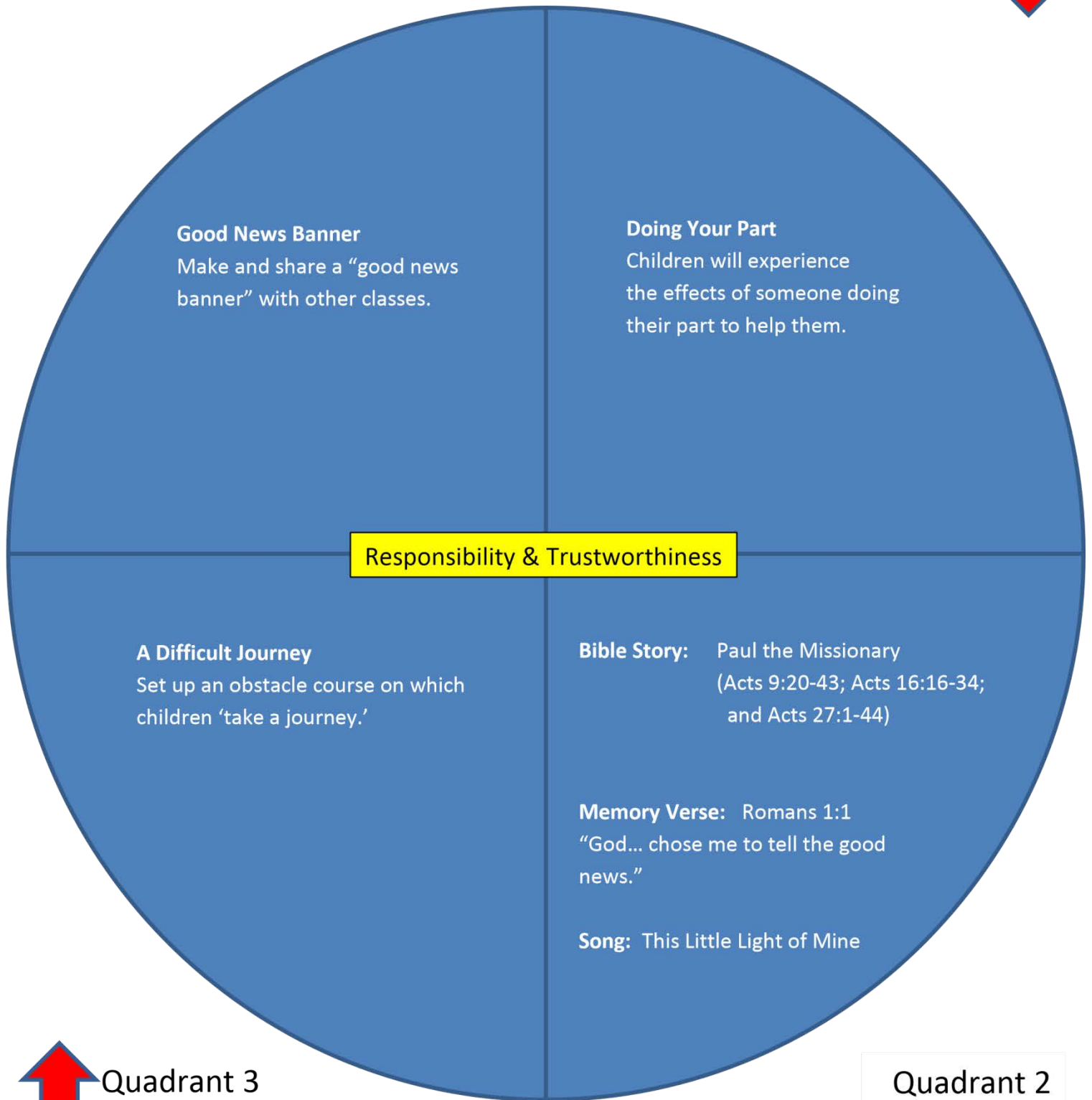



Quadrant 4
Celebrate
If...?




Quadrant 1
Connect
Why ...?



Quadrant 3
Practice
How....?



Quadrant 2
Inform
What...?





CONNECT

Doing Your Part

(Gross Motor 2.1.1-2.1.5; Fine Motor 2.2.4; Others 3.2.4; Spoken/Expressive 4.1.1-4.1.3; Listening/Receptive 4.2.2-4.2.3; Science 5.3.1)



Set up a wastebasket and have the children stand a few feet away (at a distance appropriate for their ages). Have them take turns trying to toss a ping pong ball/age-appropriate ball into the basket. Whether they succeed or fail, keep giving them turns for a while. Then tell them that you're changing the game: Tell them they should toss the ball to you, while you stand next to the basket. Catch each ball and drop it in even if you have to run for the ball! Always do your part. Discuss why everyone did so much better at getting their balls into the basket in the second game. Ask what would happen if they threw a ball and you just walked away and didn't do your part.



INFORM

Paul the Missionary



(God 5.1.3, 5.1.6; Salvation 1.3.3; Worship & Church Life 1.4.6-1.4.7; Listening/Receptive 4.2.1, 4.2.4; Pre-Reading 4.4.1-4.4.2, 4.4.5; Vocabulary 4.5.1-4.5.2; Fine Arts 5.1.5; Social Studies 5.4.4, 5.4.8)

Read "Paul's Journeys" from *The Beginner's Bible*, pp. 494-499. Point out how many things Paul did to help Jesus spread the good news, and how responsible he was to keep doing his work.

On another day, read "Paul and Silas in Prison" from the *Play-and-Learn Bible*, pp. 190-93. Let the children act out the story, following your directions from the book. Talk about how he loved and trusted God so much that he kept on doing his work for Jesus, even when bad people put him in jail for preaching the good news.

And on still another day, read "Paul's Ship Is Wrecked" from the *On-My-Own Reader Bible*, pp. 300-303. Again, talk about how Paul didn't even let a shipwreck keep him from his work for Jesus! He always trusted God to take care of him.

T

Responsibility/Trustworthiness - Week 4
'Paul the Missionary' a study in Being Responsible and Trustworthy

Memory Verse: "God... chose me to tell the good news." Romans 1:1 (NCV)

(God 1.1.3; Spoken/Expressive 4.1.1, 4.1.3; Listening/Receptive 4.2.4-4.2.5)

Each day of the week, teach the children one or more signs and the word or phrase of the memory verse that illustrates it. By Friday, the children should be able to say and sign the entire verse from memory as described here.

(God 1.1.3; Worship & Church Life 1.4.7; Fine Motor 2.2.1-2.2.4; Spoken/Expressive 4.1.1; Music/Movement 5.1.12)

Say:

Sign:

God	Point the "G" hand forward in front of you, then draw it up, back toward you and down forming an arch, opening the hand at the bottom of the arch with the palm facing left.
chose	Make the letter "V" with the left hand. Then, with the thumb and index finger of the right hand, make the motion as if picking something off the "V" finger.
me	Point the right index finger (first finger) at yourself.
to	Point the left index finger up, then with the right index finger, move it toward and then touch fingertips.
tell	Hold the right index finger in front of the mouth but pointing left. Then roll it forwards to illustrate 'words proceeding from the mouth'.
the good	Touch the lips with the fingers of the right hand. Then move the right hand forward placing it in the palm of the left hand, palm up.
news	Make the sign for "and." Place the fingertips of the "and" hands at the forehead, then move them down and away from you ending with open palms facing up.

Sing: This Little Light of Mine –*Little Voices Praise Him*, p. 313

(Creation 1.2.4; Worship/Church Life 1.4.4, 1.4.7; Spoken/Expressive 4.1.1; Fine Arts 5.1.10, 5.1.12)

- | | |
|--|--|
| 1) This little light of mine, I'm gonna let it shine,
This little light of mine, I'm gonna let it shine,
Let it shine, let it shine, let it shine. | 4) All around the neighborhood, I'm gonna let it shine,
All around the neighborhood, I'm gonna let it shine,
Let it shine, let it shine, let it shine. |
| 2) Hide it under a bushel, no! I'm gonna let it shine,
Hide it under a bushel, no! I'm gonna let it shine,
Let it shine, let it shine, let it shine. | 5) Let it shine 'til Jesus comes, I'm gonna let it shine,
Let it shine 'til Jesus comes, I'm gonna let it shine,
Let it shine, let it shine, let it shine. |
| 3) I won't let Satan blow it out, I'm gonna let it shine,
I won't let Satan blow it out, I'm gonna let it shine,
Let it shine, let it shine, let it shine. | |

Prayer Focus:

(Creation 1.2.4, Worship & Church Life 1.4.7-1.4.8)

Dear Jesus, Thank you for Paul who showed us how we can be responsible and help spread the good news about You. Please help me to be like him. Amen.



PRACTICE

A Difficult Journey

(Gross Motor 2.1.1-2.1.5; Fine Motor 2.2.1-2.2.3; Self-awareness 3.1.5-3.1.7; Listening/Receptive 4.2.1)



Set up an age-appropriate obstacle course on which to 'take a journey.' Place items at each station to be carried through the course. Include in the obstacle course: 1) a straight line representing a narrow path to follow with a small Bible to carry from one end to the other (a low balance beam or wide tape, masking or painters tape, laid on floor for the path, and a real Bible or one of black construction paper); 2) 'stepping stones' on which to cross an imaginary river, with a small toy boat to carry from one side of the river to the other (use brown or grey construction paper for the rocks); 3) several chairs or other obstacles to weave around, with a map to carry through; and 4) a table to crawl beneath, with a paper chain to drag through. Give directions to each child, step by step, for following the course. (For large groups there could be station 'helpers' at each change of activity to remind the children what to do next.) Emphasize that being trustworthy means you can be trusted to follow the instructions and do the right thing even when it may be difficult.



CELEBRATE

Good News Banner

(God 1.1.4; Salvation 1.3.3; Worship & Church Life 1.4.7; Fine Motor 2.2.1-2.2.5; Others 3.2.4; Pre-Reading 4.4.1, 4.4.4, 4.4.7; Fine Arts 5.1.1)



Make a banner with good news on it. Using postal wrapping paper or butcher paper long enough for each child to help hold (may be cut in half lengthwise), ask the children to help color and decorate the banner, while the teacher writes the words: "The Good News is that Jesus loves you!" on it. When finished, the entire class may take the banner to other classrooms to share the good news with them.

BIBLIOGRAPHY:

Arch Books Bible Stories Series
Concordia Publishing House

The Beginner's Bible
Mission City Press © 2005
ISBN: 978-0-310-70962-6

The Bible Story
Author: Arthur S. Maxwell
Review and Herald Publishing Association

Little Voices Praise Him (Official Gracelink Curriculum Songbook)
Review and Herald Publishing Association
ISBN: 0-8280-1522-8

On-My-Own Reader Bible
The Livingstone Corporation ©2000
ISBN: 0-7847-1598-X

Play-and-Learn Bible
The Livingstone Corporation © 2004
ISBN: 0-7847-1597-1

The Joy of Signing
Author: Lottie L. Riekehof
ISBN: 0-88243-518-3

Wee Sing Bible Songs
Authors: Pamela Conn Beall and Susan Hagen Nipp
ISBN: 0-8431-1566-1

VIDEOS:

GraceLink has Bible stories in video form and audio for simply listening. This link takes you to their library of free online videos. <http://www.gracelink.net/article/90/podcast-media-player/kindergarten-animation>

MUSIC:

Christian song artist, Steve Green has a collection of Christian songs for children in English and Spanish. Go to <http://www.stevegreenministries.org/music/index.php#kids> .

The Donut Man has a vast collection of Christian songs for children. Go to <http://www.donutman.com> and click on "CDs" and "Teachers" in the sidebar menu list on the left side of the page.

Other Reference/Resources:

American Sign Language (ASL) Pro -- A completely free online dictionary of over 7200 *ASL Signs*. ... Main Dictionary, Religious Signs, Conversational Phrases, ASL for Babies shown in video clips.

<http://www.aslpro.com>

Through the Bible Felt Sets [https://www.bettylukens.com/category/Through the Bible in Felt/Bible Sets](https://www.bettylukens.com/category/Through%20the%20Bible%20in%20Felt/Bible%20Sets)

Find additional helps on Pinterest such as crafts, activities, hands-on manipulatives, food/snacks/recipes, decorating ideas, supplemental materials for Pebbles curriculum, and much more at www.pinterest.com/southernunione