

READERS' WORKSHOP

STRATEGIES FOR GOOD READERS



I THINK




I HEAR



I WONDER

WRITER'S WORKSHOP

STRATEGIES FOR GOOD WRITERS



I REMEMBER



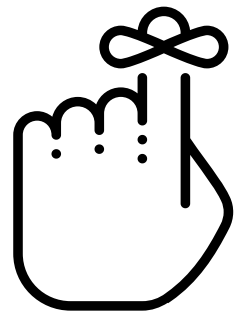
I LIKE



I WONDER

Response to Sharing

I remember...



I like...













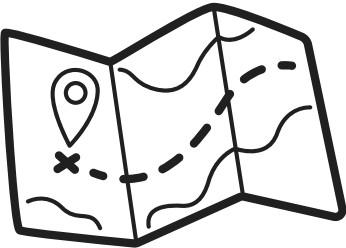







I wonder...



Kindergarten Reading Inventory

_____ likes to read about
Color the stars to show much you like each topic

Outer Space 	Music 	Sports 
		
Mystery 	Food 	Animals 
		
Adventure 	Insects 	Bible Stories 
		

My Reading Adventure: First Grade Interest Inventory

Name: _____ Date: _____

Directions: Circle your answer or draw a picture to show what you like!

1. Do you like to read?

- ☐ Yes, a lot! ☐ Sometimes ☐ Not really

2. Who reads with you at home?

- ☐ Mom ☐ Dad ☐ Grandparent ☐ Sister/Brother ☐ Nobody

3. What is your favorite book?

4. What kinds of stories do you like? (Circle all that you like)

- ☐ Animals ☐ Fairy Tales ☐ Funny Stories ☐ Space
☐ Dinosaurs ☐ Superheroes ☐ Sports ☐ Science

5. Draw a picture of your favorite book character:



My Reading Adventure: First Grade Interest Inventory

Name: _____

Date: _____

6. When do you like to read?

- ☐ Morning ☐ Afternoon ☐ Bedtime ☐ Anytime

7. How do you feel when you read?


- ☐ Happy ☐ Excited ☐ Bored ☐ Sleepy

8. Where do you like to read?

- ☐ In bed ☐ At school ☐ In a comfy chair ☐ Outside

9. What do you want to learn to read better?

10. Draw a picture of where you like to read:



My Reading Interest Inventory

Second Grade

Name: _____

Date: _____

Directions: Circle your answers or write on the lines to tell me about your reading!



About My Reading

1. Do you like to read?

☐

Yes!

☐

Sometimes

☐

Not yet

2. When do you like to read?

☐

At school

☐

At home

☐

Before bed

☐

Other: _____

3. Who reads with you at home?

4. What is your favorite book?



My Reading Preferences

5. What kinds of books do you like to read? (Circle all that you like)

☐

Adventure

☐

Fairy Tales

☐

Animals

☐

Science

☐

Funny Stories

☐

Sports

☐

Mystery

☐

History

☐

Poetry

☐

Other: _____

6. What would you like to learn more about in reading this year?



Thank you for sharing about your reading!

Writing Workshop

Student Authors

- Write the whole time
- Stay in one spot
- Work quietly
- Get started quickly
- Spell words for themselves

Looks Like

- Has proper tools
- Eyes on paper
- Looking in book for ideas

Sounds Like

- Whisper voice
- Stretching words

5 W's

Who -

Who is this passage about?



What -

What is this passage about?



When -

When is this passage happening?



Where -

Where is this taking place?



Why -

Why did this happen?



COLLECTIVE NOUNS

Groups of animals, people, and things have special names! Learn these fun collective nouns and create your own illustrations!

A PRIDE OF LIONS



A MURDER OF CROWS



A SCHOOL OF FISH



A TOWER OF GIRAPES



A PARLIAMENT OF OWLS



A HERD OF ELEPHANTS



COLLECTIVE NOUNS

A _____ OF _____

Parts of a Friendly Letter

1. Date

When you write the letter

Example: March 10, 2019



2. Greeting

How you say hello

Example: Hi-Charlie,



3. Body

Your message

Example: I miss you from school!



4. Closing

How you say goodbye

Example: Love,



5. Signature

Your name

Example: Lily



Context Clues for Kindergarten

Using Picture and Word Clues

Teacher Directions: Use these cards to help students learn how to use context clues. Read the sentences aloud and help students use the pictures and surrounding words to figure out the meaning of the underlined word.

Card 1: Animal Friends



My pet likes to play with a ball.
He barks when he is happy.
He wags his tail when I come home.
What does the word pet mean?

Card 2: Weather Watch



It is wet outside today.
Water is falling from the sky.
I need my umbrella to stay dry.
What does the word wet mean?

Card 3: Food Fun



I like to eat fruit for a snack.
My favorite is red and crunchy.
It grows on trees.
What does the word fruit mean?

Name: _____

Date: _____

Context Clues for Kindergarten

More Picture and Word Clues

Card 4: School Time



I read with my teacher.
We look at the words on the pages.
The story is about a funny bear.
What does the word read mean?

Card 5: Playtime



I like to bounce the ball.
It goes up and down when I throw it.
It hits the ground and comes back up.
What does the word bounce mean?

Card 6: Feelings



I feel happy when I play with my friends.
I smile and laugh a lot.
It is a good feeling inside.
What does the word happy mean?

Name: _____

Date: _____

Teacher Tip: Encourage students to act out the words or draw pictures to show their understanding of the context clues.



What do these pictures have
in common?



What do these pictures have
in common?



What do these pictures have
in common?



What do these pictures have in
common?

1

Context Clues Task Cards

She loved the
delicious cookies.

What does the bolded word mean? How do you know?



2

Context Clues Task Cards

The girl was **considerate**. It was very nice of her to help when I fell.

What does the bolded word mean? How do you know?



3

Context Clues Task Cards

He is **confused**. Can you answer one of his questions to help him understand?

What does the bolded word mean? How do you know?



4

Context Clues Task Cards

He **enjoys** playing basketball. It's a game he enjoys playing.

What does the bolded word mean? How do you know?



SEQUENCING

Match the events in growing something from a seed to a baby chicken in the boxes below in the correct order!



Possessive Nouns Class Book

This is _____'s

Name: _____



— POSSESSIVE

NOUNS

CLASS BOOK

BY:

Name: _____

Class: _____

Read and Circle

Read the sentences and circle the correct picture.

I see a cup.



I see a bus.



I see a rabbit.



I see a dice.



I see a flower.



I see a bird.



I see a pear.



I see a cake.



Reader's Theater: Let's Go to the Zoo!

For Kindergarten Readers

Narrator:

Today, we go to the zoo!
What will we see? Let's go!

Children (all together):

Let's go to the zoo! Let's go!
We want to see animals—go, go, go!

Narrator:

First, we see a lion.

Lion:

ROAR! I am a lion.
I have a big roar!

Children:

Hello, Lion!
Roar, roar, roar!

Narrator:

Next, we see a monkey.

Monkey:

Ooo-ooo! Ahh-ahh! I am a monkey.
I swing in the trees!

Children:

Hello, Monkey!
Swing, swing, swing!

Narrator:

Then, we see an elephant.

Elephant:

TOOT! I am an elephant.
I have a long trunk!

Children:

Hello, Elephant!
Toot, toot, toot!

Narrator:

Now, we see a giraffe.

Giraffe:

Hello! I am a giraffe.

I have a long neck!

Children:

Hello, Giraffe!

Stretch, stretch, stretch!

Narrator:

Time to go home!

Children (wave):

Goodbye, animals!

See you soon!

Name _____

Sequencing

Cut out the pictures. Paste them in the correct order.



Name: _____

Date: _____

Action Words: Present Tense Verbs

Directions: Present tense verbs are action words that tell what is happening right now. Circle the present tense verb in each sentence. Then draw a picture to match the sentence in the box.

1. The dog **jumps** over the fence.

Draw here!

2. The girl **reads** a book.

Draw here!

3. The boy **plays** with a ball.

Draw here!

4. The fish **swims** in the water.

Draw here!

Name: _____

Let's Write Present Tense Verbs!

Directions: Fill in the blanks with a present tense verb that makes sense. Then draw a picture of your sentence.

1. The cat _____ on the chair.

Draw here!

2. The birds _____ in the sky.

Draw here!

3. I _____ my homework.

Draw here!

Remember! Present tense verbs tell what is happening right now. Some present tense verbs end with -s when we talk about he, she, or it (jumps, reads, plays, swims).

Author's Purpose

Persuade

The author writes for the purpose of convincing you to believe their side of the argument.

Inform

The author writes for the purpose of providing you with information about the topic.

Entertain

The author writes for the purpose of providing enjoyment and entertainment.



Bold Beginnings

Sound Effect



Dialogue



Action



Question



SEQUENCING

Number the events in growing order 1, 2 and 3 in the box below each picture!

