

Name: \_\_\_\_\_

# Adjectives


Match the following adjectives to their opposites.



**fast**



**small**



**big**



**slow**



**beautiful**




**weak**



**strong**



**ugly**



# Days of the Week

Cut along the dotted lines. Glue the days of the week in the correct order into your scrapbook.

Saturday

Monday

Wednesday

Friday

Sunday

Tuesday

Thursday

# MONTHS OF THE YEAR

Cut and paste the months of the year in chronological order:

September

February

July

August

March

January

June

October

December

May

April

November

Name: \_\_\_\_\_ Date \_\_\_\_\_

# MONTHS OF THE YEAR

Cut and paste the months of the year in chronological order:

Name: \_\_\_\_\_

# PRONOUNS WORKSHEET

## "Who Is It?"



### Part 1: Circle the correct pronoun

1. This is a boy  
He / She / It / They
2. This is a girl.  
He / She / It / They
3. This is a dog.  
He / She / It / They
4. These are kids.  
He / She / It / They

### Part 2: Match the picture to the pronoun

Draw a line to match each word to the correct pronoun.

#### Picture



#### Pronoun

a. She

b. He

c. They

d. It

### Part 3: Fill in the blank

1. This is my brother. \_\_\_\_\_ is funny
2. This is my mom. \_\_\_\_\_ is kind.
3. This is my ball. \_\_\_\_\_ is red.
4. These are my friends. \_\_\_\_\_ are smart.

**Great Job! You're a pronoun pro!**

Name \_\_\_\_\_ Date \_\_\_\_\_

# MY RESEARCH PROJECT

Use this page to write about your research topic. Fill in each box with information you learned.

**My Topic is:**


Fact 1: What does it look like?

Fact 2: Where does it live?

Fact 3: What does it eat?

Draw a picture of your topic:

Name: \_\_\_\_\_ Date: \_\_\_\_\_





# STORY ELEMENTS

Fill in each box with words and pictures to represent each story element.


characters

setting



problem

solution



Name: \_\_\_\_\_

Date: \_\_\_\_\_



# Kindergarten Storytelling Rubric




*Assessing how well students share stories with their classmates*

**Name:** \_\_\_\_\_

**Date:** \_\_\_\_\_

**Directions:** Use this rubric to assess how well the student tells a story to the class. Circle the appropriate level for each category and provide feedback in the notes section.

Teacher Notes:

Storytelling Assessment			
Category	Beginning 	Developing 	Proficient 
Voice	Speaks very quietly	Speaks clearly most of the time	Speaks loudly and clearly
Expression	Uses little expression or facial changes	Shows some expression and changes voice	Uses animated faces and different voices
Story Flow	Story is hard to follow	Story has a beginning, middle, and end	Story flows smoothly with clear details
Confidence	Shy and needs encouragement	Comfortable sharing with some reminders	Confident and enjoys sharing with the class

# My Character Is.....

**a girl**



**a boy**



**an adult**



**a child**



**Draw a Picture of your Character**

