
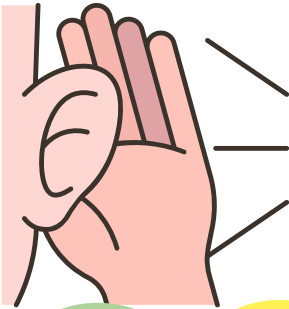



Collaborative Conversations



Eye Contact



Listen



Speak Clearly



Nod and smile

FEELINGS MAP

Marisol's Feelings

Characters





Setting



Beginning

Middle

End




Name: _____

IRREGULAR VERBS

Directions: Fill in the blank with the correct past-tense verb. Choose from: **ran**, **ate**, or **went**.

1. Yesterday, I _____ to the park.
2. The dog _____ after the ball.
3. She _____ all her lunch.
4. We _____ to the zoo last week.
5. The boy _____ all his sandwich.
6. They _____ in the race yesterday.







Draw a picture of something you did yesterday. Use ran, ate, or went.



Name: _____

Pronoun Matching Fun!

Cut out the pronoun cards at the bottom of page. Then match each pronoun to correct picture.



she

they

we

it

he

they

PICTURE THIS: IDIOMS IN ACTION

Explore these common idioms and what they really mean!



It's raining cats and dogs

It's raining very heavily



A piece of cake

Something that is very easy to do



Cold feet

To be too scared to do something



Hit the books

To study hard



Break a leg

Good luck!




Butterflies in my stomach

Feeling nervous

Problem Solving Task Cards







Compare & Contrast Poster

How are we alike? How are we different?



Kindergarten Storytelling Rubric

	YOU DIT IT! 😄	GREAT JOB! 😊	KEEP TRYING 😐
Beginning, Middle, & End	Tells a story with a clear beginning and middle.	Tells part of a story.	Hard to tell what the story is.
Dialogue	Speaks loudly and clearly for the purpose.	Speaks a bit too fast or too slow for the purpose.	Speaks too fast/slow or too high/low a lot of the time.
Stays on Topic	Stays on topic the whole story.	Stays on topic most of the time.	Goes off topic sometimes.
Uses and Expression	Uses appropriate expression, pauses, and inflection.	Uses some expression or feelings.	Speaks without expression.

Name: _____

Beginning, Middle, End Story Map

Think about the story you have read or heard. In the boxes below, illustrate what happened at the beginning, middle, and end of the story. Then write a sentence describing each part.

Story Title: _____

Beginning

In the beginning...

Middle

In the middle...


End

At the end...

My Favorite Part of the Story

Draw and write about your favorite part of the story. Why did you like this part?








Name: _____

Date: _____

FUN WITH IRREGULAR VERBS

Look at each picture. Draw a line to match the picture with the correct word.



ate

went

ran

Trace the word then practice writing.

ate

went

ran