



Name \_\_\_\_\_

# Procedural Paragraph- How To

Write a procedural paragraph that gives step-by-step directions.

How to

Step 1

---

---

---

---

Step 2

---

---

---

---

Step 3

---

---

---

---

Step 4

---

---


---

---

# CACTUS HOTEL

## UNIT 3 END-OF UNIT ASSESSMENT

Week 4 Day 5 Grade 1



Name \_\_\_\_\_ Date \_\_\_\_\_

1

- ☐ gnaws
- ☐ seedling
- ☐ high

2

- ☐ gnaws
- ☐ seedling
- ☐ high

3

- ☐ gnaws
- ☐ seedling
- ☐ high

4

- ☐ gnaws
- ☐ sprout
- ☐ seedling

5

- ☐ brilliant
- ☐ beckon
- ☐ pulp

6

- ☐ brilliant
- ☐ beckon
- ☐ pulp

7

- ☐ brilliant
- ☐ pulp
- ☐ harmed

8

- ☐ Dear mom,
- ☐ Dear Mom
- ☐ Dear Mom,

9

- ☐ Love Bob,
- ☐ Yours truly, Bob
- ☐ Best wishes, Bob

10

- ☐ The brown silly,  
Harris antelope
- ☐ An elf owl eats mice

11

- ☐ A saguaro cactus can be a  
hotel.
- ☐ The Gilla woodpecker has  
zebra-striped wings.

12

- ☐ How far did you run  
today \_\_\_\_\_
- ☐ We won first place \_\_\_\_\_

13

- ☐ I saw a red bird \_\_\_\_\_
- ☐ Bring me that book \_\_\_\_\_

14

- ☐ declarative
- ☐ exclamatory









Score

Name: \_\_\_\_\_

Date: \_\_\_\_\_

## End of Unit Assessment

Cut and paste the pictures to the correct words.

 desert	 clinging
 gnaws	 high
 harmed	 pulp
 signal	 ton

