

What's the Big Idea? – Kindergarten Assessment

Name: _____

Date: _____

Directions: Look at each picture. Circle the picture that shows the main idea.



1. What is the main idea of this picture?

Children are
playing in the
snow.

Children are
going to school.

The girl's coat is
orange.

What's the Big Idea? – Kindergarten Assessment

Name: _____

Date: _____

Directions: Look at each picture. Circle the picture that shows the main idea.



2. What is the main idea of this picture?

The children are
baking cookies.

Rose is reading a
book.

The bus is big.



What's the Big Idea? – Kindergarten Assessment

Name: _____

Date: _____

Directions: Look at the picture from page 2. What is the main idea?


3. What is the main idea of the picture?

Hannah is tired.

Hannah is playing a
game.

Hannah knows
the answer.

4. Draw a picture that shows the main idea: "Children love to play."






Kindergarten Storytelling Rubric

Assessing how well students share stories with their classmates

Name: _____ **Date:** _____

Directions: Use this rubric to assess how well the student tells a story to the class. Circle the appropriate level for each category and provide feedback in the notes section.

Teacher Notes:

Storytelling Assessment			
Category	Beginning 	Developing 	Proficient 
Voice	Speaks very quietly	Speaks clearly most of the time	Speaks loudly and clearly
Expression	Uses little expression or facial changes	Shows some expression and changes voice	Uses animated faces and different voices
Story Flow	Story is hard to follow	Story has a beginning, middle, and end	Story flows smoothly with clear details
Confidence	Shy and needs encouragement	Comfortable sharing with some reminders	Confident and enjoys sharing with the class

Home Project – Country Study

Dear Parents/Guardians:

In our unit, My World and Others, students have learned that human beings are created in God's Image, and are all unique. We have also learned that our mission is to share our knowledge of God with the world. If we understand other cultures than our own, we will be effective at sharing with others.

We have been studying various European cultures. Your child's home project is to find out more about a European country with you. After researching this country, your child will create a poster highlighting the interesting things they have learned. In addition to the poster, help your child create 3 or 4 note cards with the key information they will share with the class. Remember to make these cards brief and include a small picture to help them remember what they will say during their oral presentation. Have them practice their presentations at home, so that they can confidently share with the class.

Projects need to be completed by: _____

Possible information to include would be:

- ☐ Popular foods
- ☐ Interesting facts
- ☐ Celebrations
- ☐ A picture of the flag

Thank you for helping your child with this project. I look forward to enjoying their presentations.